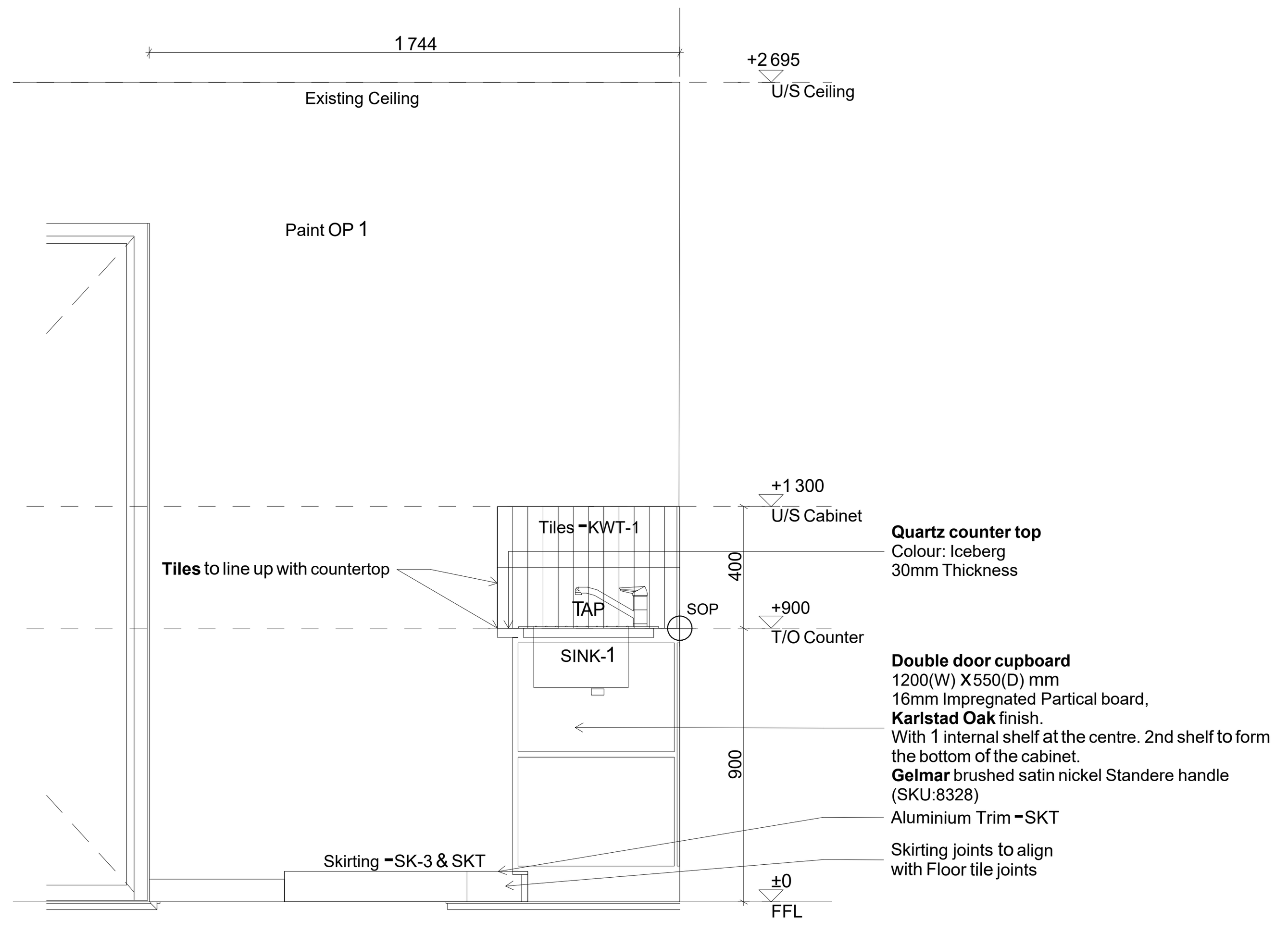

E1 Elevation 1:20

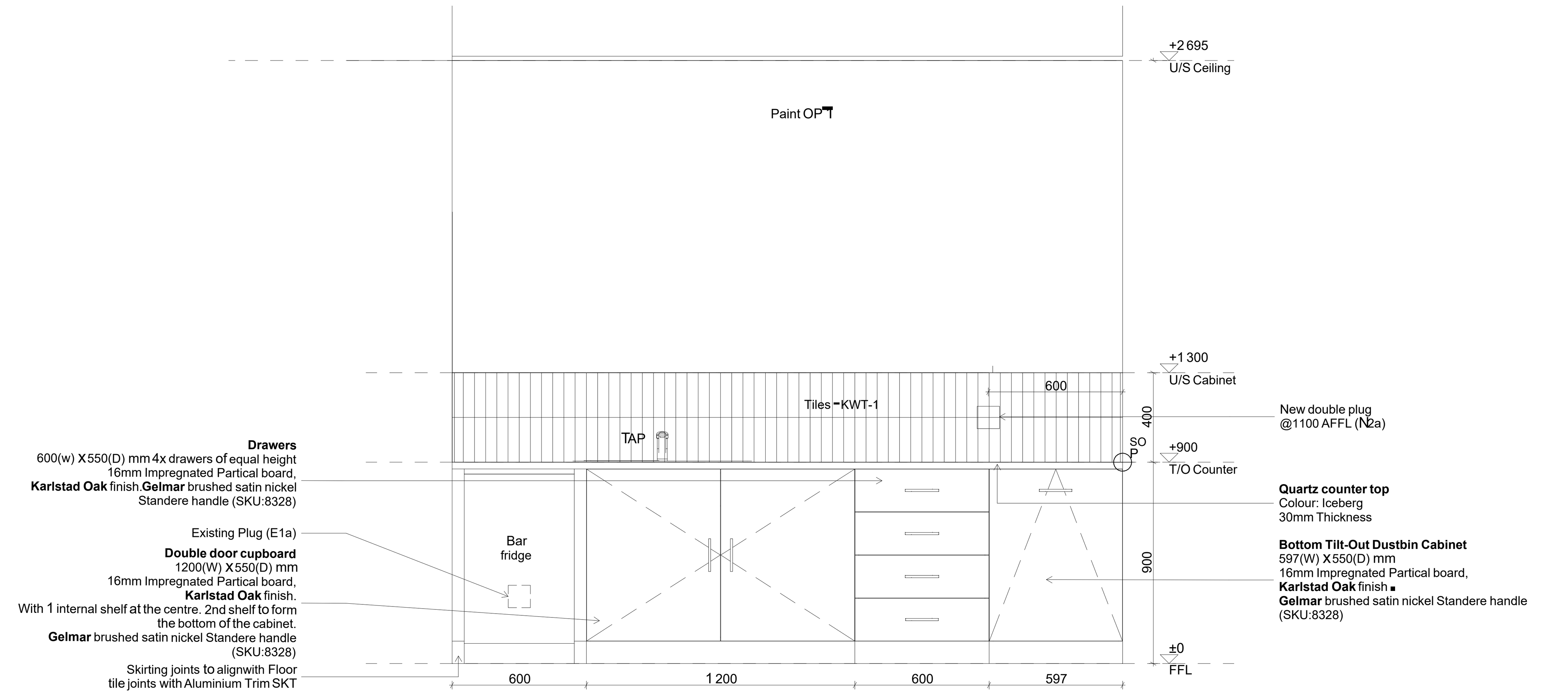

E2 Elevation 1:20

REF IMAGE FOR FINISHES TO ALL 3 KITCHEN AREAS



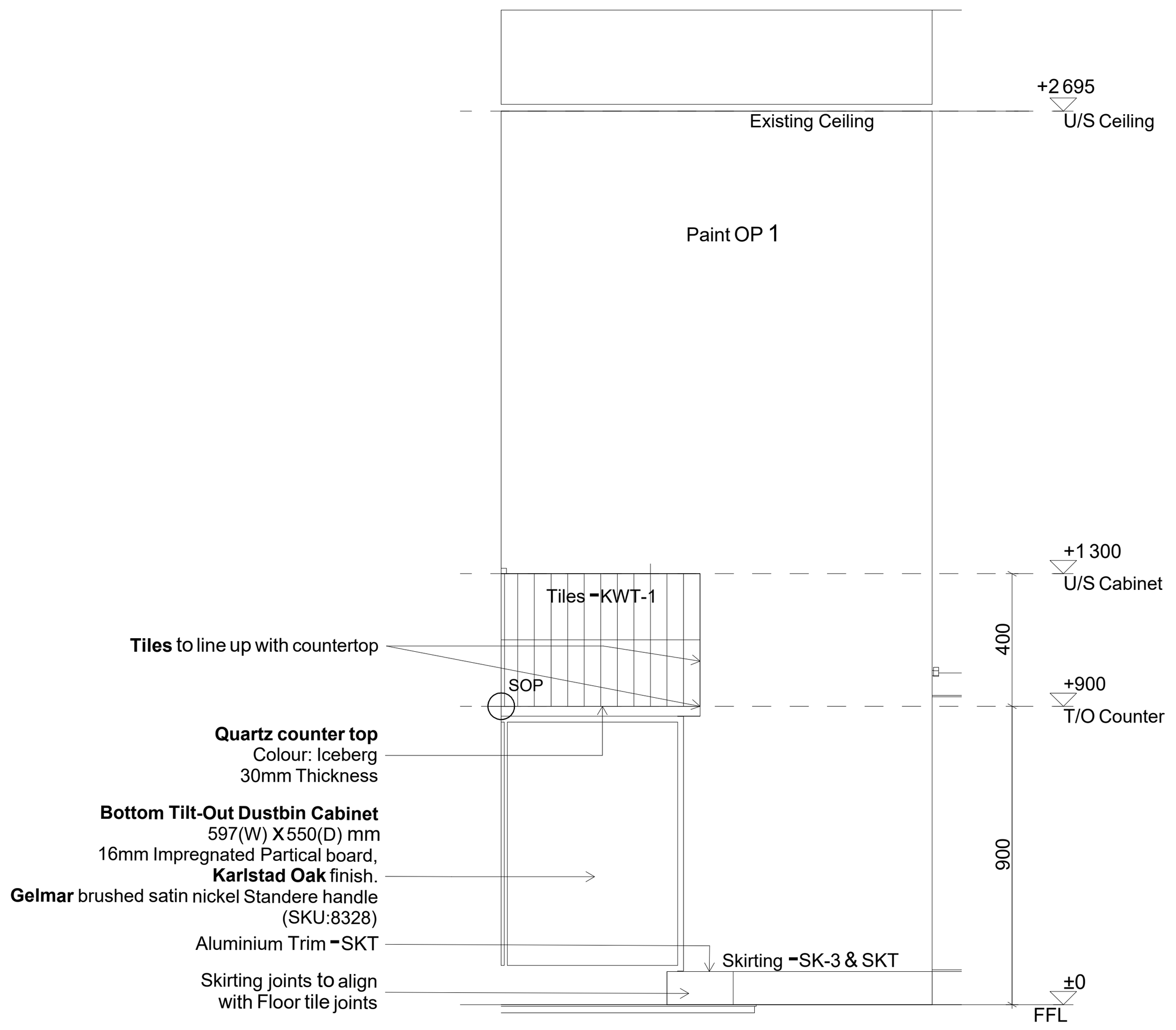

E3 Elevation 1:20

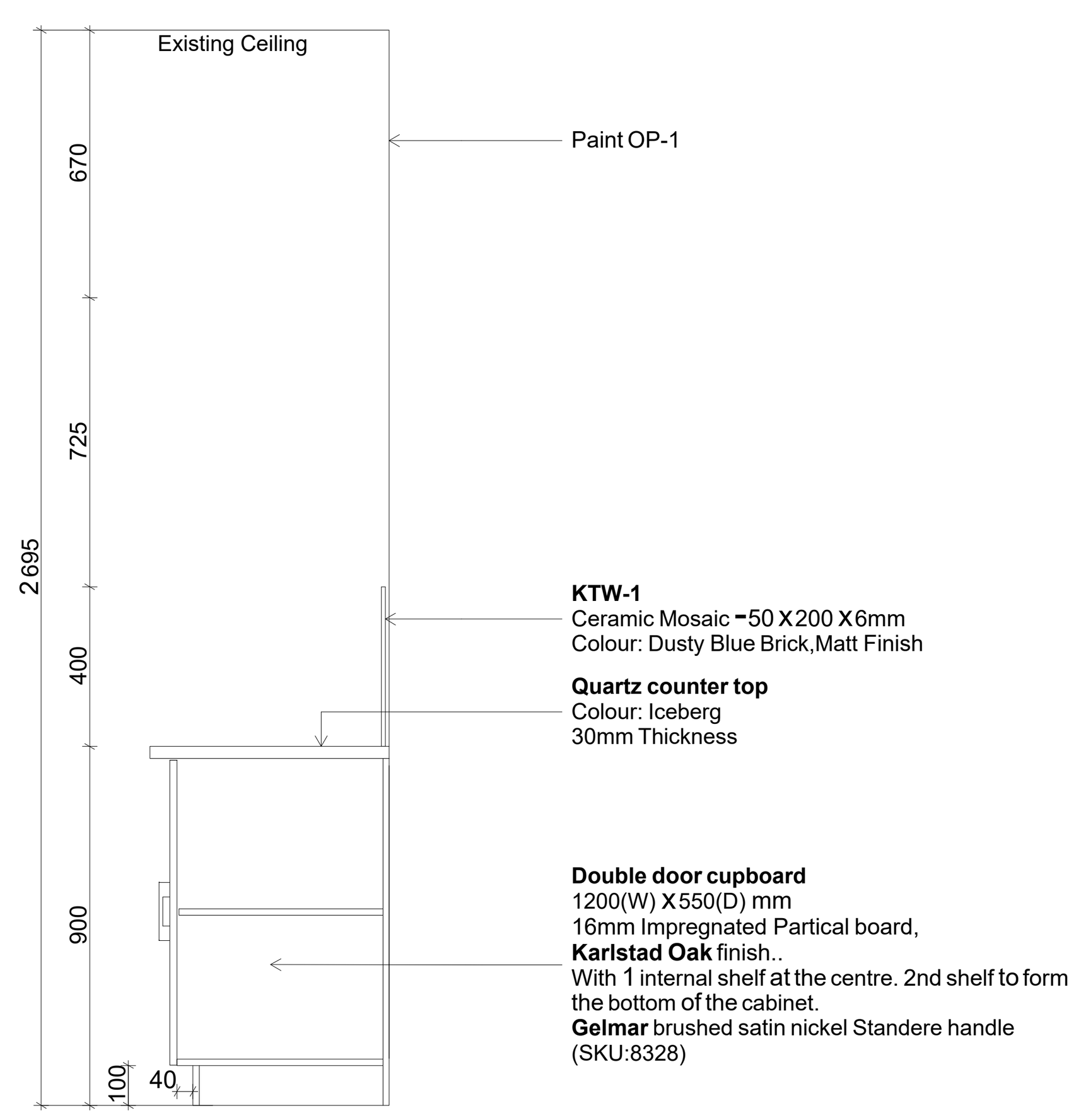

Section -Joinery Detail 1:20

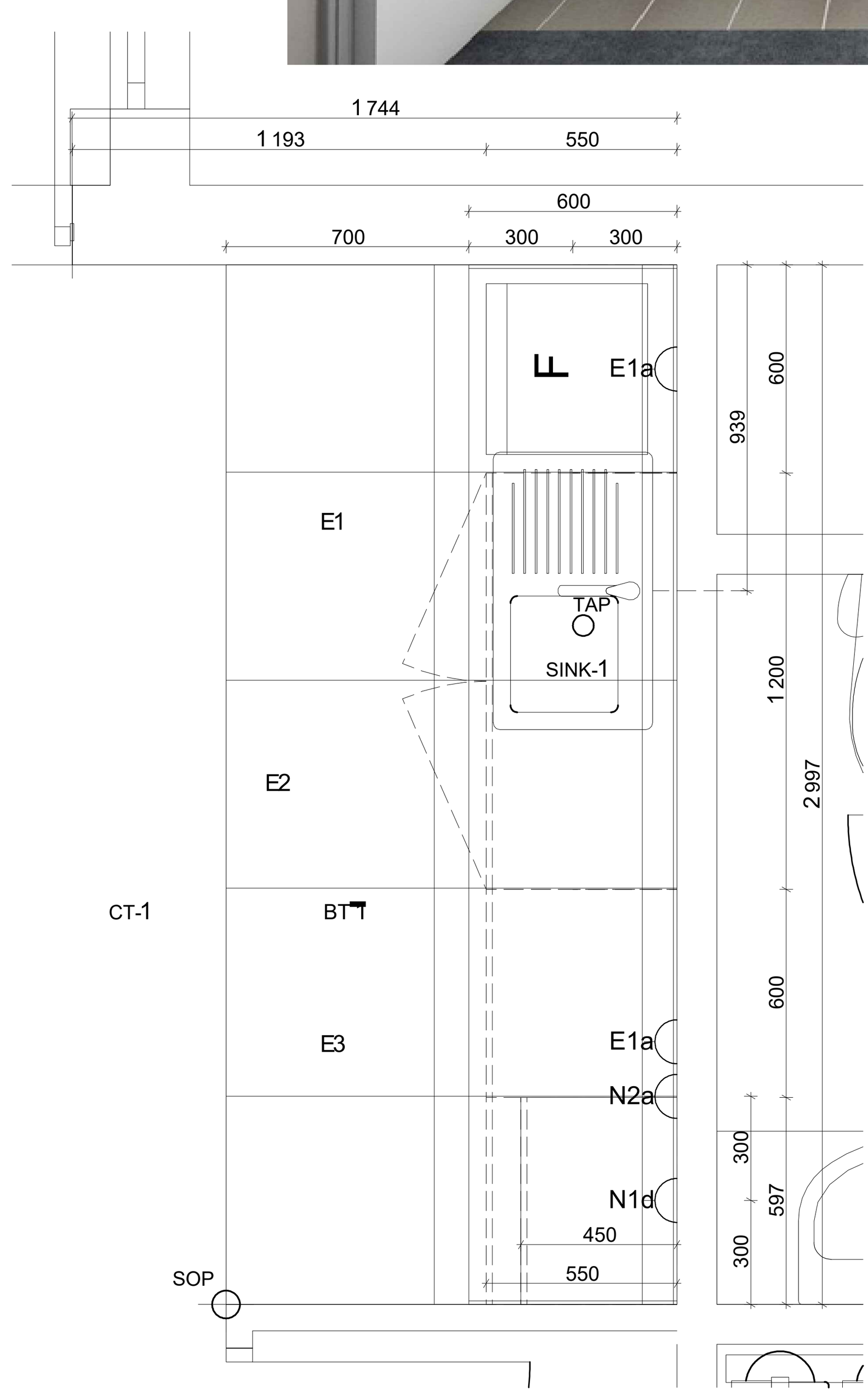

Kitchen Plan 1:20

Kitchenette Schedule

		Code	Quantity
	Counter Top	Code	
	Colour: Iceberg With a consistent, fine grain, Iceberg is the classic 'TV white' quartz surface. Influencers and Insta-chefs alike will love this off-white countertop as it makes your kitchen and gourmet meals pop. Available at Eezi Quartz www.eeziquartz.co.za +27 11 966 7999 issjhb@interslab.co.za	SLAB	
	Sink	Code	
	Franke Nouveau Kitchen Sink Size:800 (L) x 460 (W) mm SKU: FKNVN611 Available at CTM www.ctm.co.za (010) 003 9987	SINK-1	
	Sink Mixer	Code	Quantity
	Hansgrohe - Decor ingle lever kitchen mixer 160, 1jet Available at Hansgrohw www.hansgrohe.co.za	TAP	1
	Waste Trap	Code	Quantity
	ITD Sink or Urinal Bottle Trap Colour: Chrome SKU: TVAC9022CH Available at CTM www.ctm.co.za (010) 003 9987	TRAP-1	1
	Mosaic Tile	Code	Quantity
	Ceramic Mosaic - 50 x 200 x 6mm Colour: Dusty Blue Brick,Matt Finish SKU: DEMO300CE0018 Available at CTM www.ctm.co.za (010) 003 9987	KWT-1	1.7m²
	Kitchen Cupboards	Code	Quantity
	Innovus Decorative - Karlstad Oak SIL Finish 16mm Thick Board with matching edging. Available at Sonae Arauco www.sonaearauco.co.za (011) 236 1400 info.southafrica@sonaearauco.com	KCB-1	

Kitchen Schedule

		Code
	Handles	Code
	Standere Handle Brushed Satin Nickel. 146(L) x 20(W) x 25(H) mm Available at Gelmar www.gelmar.co.za onlinesales@gelmar.co.za	KH-1
	Rayal UN6050	Code
	600 x 600mm Porcelain Tile SKU:1RAYUN6050/600 Available at Union Tiles www.uniontiles.co.za (011) 663 2000 info@uniontiles.co.za	BT-1
	Skirting	Code
	600 x 600mm Porcelain Tile SKU:1RAYUN6050/600 Cut into 100mm strips to be used as skirting. Skirting to line up with floor tiles. Available at Union Tiles www.uniontiles.co.za (011) 663 2000 info@uniontiles.co.za	SK-3
	Skirting Trim	Code
	Promax Aluminium Straight Edge Trim - 2500 x 10mm. Install aluminium trim on top of tile and at all return corners. Profile as per image alongside. All joints to align with floor tile joint. Available at CTM www.ctm.co.za (010) 003 9987	SKT
	Paint - Primer	Code
	Dulux Plaster Primer Finish: Matt 1 Coat Available at CTM www.ctm.co.za (010) 003 9987	
	Paint	Code
	Dulux Trade 100 Matt Colour: Extreme White Finish: Matt 2 Coats Available at CTM www.ctm.co.za (010) 003 9987	OP-1

ISSUED FOR INFORMATION

Rev	Date	Description
00	2026/06/27	TENDER ONLY - NOT FOR CONSTRUCTION

Important Notes:

1. All engineering services to be design. specified and finalized by specialist competent professional.
2. Engeneering services on this drawing are Design Intent only and need to be coordinated.
3. All engineering services shown are not for construction.

Notes:

1. Copyright and right of reproduction of this drawing or and portion thereof is reserved by Afroteq Advisory.
2. Contractors to verify all levels, heights and dimensions on site prior to manufacture or installation, and to check same against the drawings.
3. Quality of all materials and workmanship to comply with the relevant SABS and BSS specifications.
4. The contractor is responsible for correct setting out of the specified works.
5. Contractors are to ensure that all details shown on this drawing are in complete compliance with local authority by-laws and SABS regulations.
6. Contractors are to locate and identify existing services on site, and are to protect these from damage throughout the duraton of works.
7. Contractors shall be responsible for ensuring the structural stability of all components of their work and ascertain that the main structure is capable of supporting all loads applied thereto.
8. Contractors are to ensure that their work, on site, is adequately protected at all times, both during construction and after installation, and the responsibility for any damages incurred lies with the contractor until final hand over of the site.
9. Contractors are to ensure that all components, glazing panels and shopfitted items fit through all doorways, stairwells and lifts.
10. This drawing is not to be scaled. Figured dimensions are to be used at all times.
11. All dimensions must be checked on site prior to commencement of work.
12. Any queries, variations, errors, discrepancies or omissions arising from any of the above, must be reported to Afroteq Advisory for clarification, prior to the commencement of any works.
13. Where specific products or finishes are named, similar or alternative specifications will be considered subj ect to matching to original products proven performance specifications and to be approved by Interior Designer / Architect and subject to approved samples being made available prior to manufacture.
14. All specialized finishes are to be manufactured and install ed by an approved supplier / installer as listed by the original material manufacturer.
15. The original material manufacturer will inspect that all materials are manufactured to their required specifications. Product branding will be requested where necessary and locati on of product badge(s) is to be approved by Interior Designer / Architect prior to positioning of badge(s).
16. Mock ups and samples will be required, inclusive of visits by Interior Designer / Architect / materialmanufacturer during the manufacturing process and prior to site installation.
17. Should the materials not confirm to material manufacturer's specifications and recommended procedures, Interior Designer / Architect has the right to reject the said item at no cost to the project, Client and/or Interior Desi gner /Architect. Approvals and inspection processes wi ll be agreed prior to manufacture and wi continue until such time as final sign-off is given in writing by the Interior Designer / Architect / material manufacturer.
18. All timber products on this project are to be Forest Stewardship Council (FSC) certified and carry the FSC trademark.
19. All materials are to be procured timeously to ensure that dye lot / colour variations do not occur. Any dye lot / colour variations wi ll be rejected by the Interior Desi gner / Architect and this also applies to attic stock orders.
20. All documentation relating to warranties and guarantees including maintenance guidelines are to be issued in writing by suppliers / manufacturers to the Interior Designer / Architect.
21. All products / finishes are to be installed accordi ng to the original material manufacturer's recommendations and procedures.
22. Refer to Interior Designer's FFFE schedules for further clarification regarding paint, adhesives and sealants requirements in accordance with the Green Building Council of South Africa.

client
SANEDI
152 ANN CRESENT, STRATHAVON, SANDTON, 2146

cad file name (RD.TS.009.2) page type A1

discipline SPACE PLANNING

project SANEDI REFURBISHMENT

drawing title

Kitchenette Layout

drawn	RD	checked	
dwg. approval		client approval	
date	2026/06/27	scale	AS PER SHEET
Drawing number	(RD.TS.009.2)	Revision	RD00

1 Kitchenette Layout SCALE: AS PER PLAN